


At one of my previous employers we were undergoing an 85 million dollars expansion. A new production line, same as the first production line, but with bigger and better upgrades. With some materials flows such as re-work roll end cuts and slab off cuts the new plans painted itself in a corner with just this very narrow 16 feet long X 8 feet wide corridor to transport these materials to the re-work area adjacent to the first production line. The only other routing was a very long detour of several hundreds of feet. This small corridor was looked as the Panama Canal or the Suez Canal.

We wanted so much to use this 'strait' corridor as it was such a convenient path straight into the re-work room. I knew that if we used this section the adjoining partition wall and machine guarding panels that the forklift trucks travelling between would in short time just demolish both.

To make this a solution to the trafficking of raw and waste materials I had to beef it up a bit; to protect the wall I used a 8 feet high X 24 feet long 1/2" thick mild plate (special order from the steel foundry) and a 16 feet long X 4 feet high steel plate to protect the machine guarding. To mount that to X 2 120 schedule 8 inch diameter steel pipe 4 feet in the ground 4 feet above ground concrete filled.

The above picture show my concepts and next page show the work being done to completion with bright yellow safety paint and visual safety marking and warning signs to finish.



I've done several warehousing projects before and it is a simple lesson of experience when designing protection guards and bollards and rails that you must design so that a 6 thousand pounds forklift truck travelling at 10 mph bounces off the protection and not yield... You can't over-engineer it...

I made all the load calculations myself as the steel plate weighed 1400 lbs and fastened to the studs in the wall with these specialized hollow wall fastener bolts @ \$7.00 each...

[Home](#)
[About](#)
[Benefits](#)
[Product Range](#)
[Applications](#)
[Approvals](#)

Download Hollo-Bolt Brochure

- English (Metric)
- USA (Imperial)
- Français
- Deutsch

Download CAD files

- English (Metric)
- USA (Imperial)
- Français
- Deutsch

**Hollo-Bolt** by **lindapter**

The only expansion bolt with full ICC-ES seismic approval

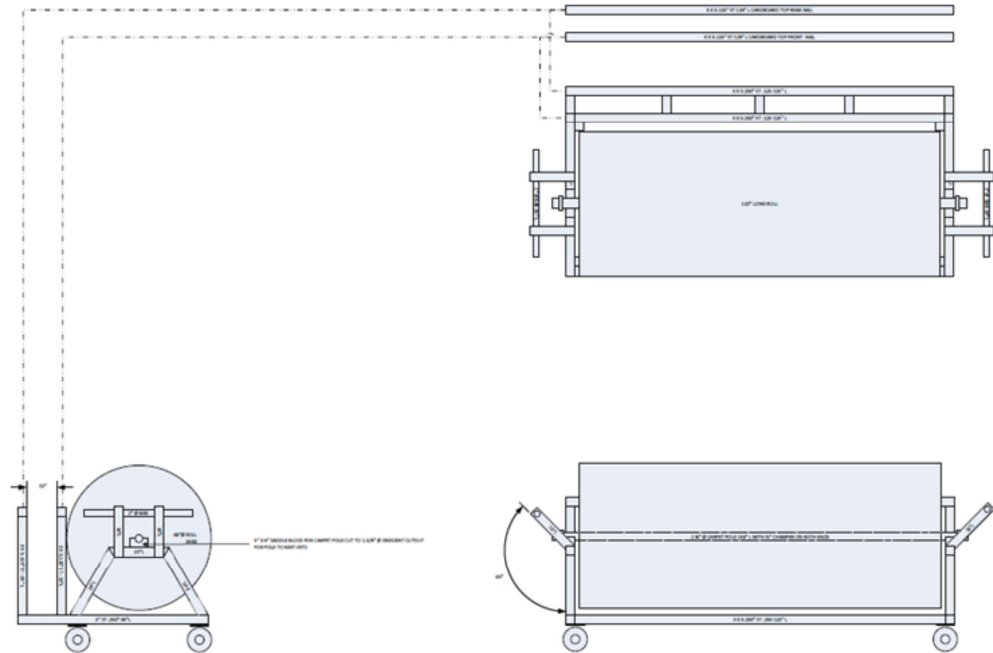
[Please click here for more information...](#)

**High Clamping Force Hollo-Bolt for Structural Connections**

Hollo-Bolt, the original expansion bolt for structural steel offers a faster alternative to conventional SHESSS connection methods such as welding or through-bolting, enabling contractors to reduce construction time and labour costs.

The larger sizes M16 & M20 (5/8" & 3/4"), are optimised for structural connections and feature a patented High Clamping Force (HCF) mechanism to produce three times more clamping force than the same sized product without the mechanism. The significance of increased clamping force is illustrated in the video below:

For product specification data, please download the Brochure from the menu to the left.



SPECIFICATIONS OF ROLL	NOTE
LENGTH = 10' 0"	THE CASTERS WHEELS (2 SWIVEL, 2 FIXED) MUST BE 4" IN DIAMETER AND THE TREAD MUST BE OF A HARD DURABLE RUBBER/PLASTIC OR EVEN ALL STEEL OR BONDED HARD RUBBER/PLASTIC ON STEEL OR ALUMINUM (OR SICKA DIAMETERS) TO REDUCE FRICTION SO THE CART IS EASY TO PUSH AROUND AND CARRY UP TO 4,000 LBS.
DIAMETER = 4' 0"	
WEIGHT = 1000 LBS TO 1200 LBS	
ROLL SPECIFICATIONS:	
ROLL DIAMETER = 4' 0"	
ROLL LENGTH = 10' 0"	
ROLL WEIGHT = 1000 LBS	
ROLL DIAMETER = 4' 0"	
ROLL LENGTH = 10' 0"	
ROLL WEIGHT = 1000 LBS	

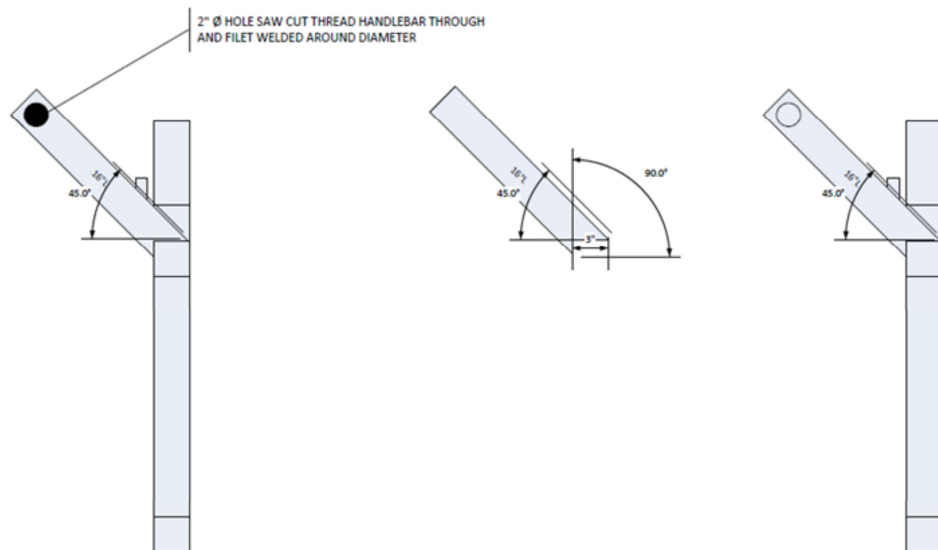
FRED WEBBERKING		WAREHOUSE TRUCK TRAILER LINER ROLL STORAGE CART (ROLL IN PLACE)	
MATERIAL: 3" X 3" - .250" 1018 SQUARE TUBING			
DATE	DESIGNED	DATE	BY
		N/A	2.0
3" ANGLE PROJECTION	SCALE	1/32" = 1'	SHEET 1 OF 8

This is my own design of a 4 thousand pounds truck liner roll storage and transportation cart. The current method was to transport the truck liner roll (4 feet in diameter and 10 feet long) on the end of carpet pole attachment which was a pain to attached / un-attach to fork lift truck and line up to the dock and then unroll a length to line the bed of a 53 feet trailer.

This was my solution that I designed. The following drawings and pictures show the design and final finished cart on the day it was delivered.







FRED WEBBERKING	WAREHOUSE TRUCK TRAILER LINER ROLL STORAGE CART (AUXILIARY VIEW OF HANDLEBAR)			
	MATERIAL: 3" X 3" - .250" 1018 SQUARE TUBING 2" Ø 1018 COLD DRAWN ROUND ROD			
	SIZE	FIG/CM NO.	DWG NO.	REV
			N/A	0
3 <sup>RD</sup> ANGLE PROJECTION	SCALE	1/8 : 1	SHEET	3 OF 4

Truck trailer liner storage cart cont. Auxiliary view of push bar handle.



Truck trailer liner storage cart. The finished constructed product.